



Zinc Manganese Dioxide Battery

VER:

DATE:

1.5V

Zinc Manganese Coin type Battery Specification

45mAh

Model: AG9

Prepared By/Date	Checked By/Date	Approved By/Date

Important Notice

These data sheets contain information specific to batteries manufactured at the time of its publication.

Content herein do not constitute a warranty.

Copyright @ Xtra-Power Battery .All rights reserved



Zinc Manganese Dioxide Battery

VER:

DATE:

PRODUCT SPECIFICATION

1. Applicability: This specification is applicable to **AG9** coin type zinc manganese dioxide battery.

SPECIFICATION

1. Cross Reference :

IEC	JAPAN	Ray-O-Vac	U.S.A SWITZERLAND	GERMANY	H.K PRODUCTS
----	LR936	RW33	394	V394	AG9

- 2. Chemical System :** Zinc-Manganese Dioxide (Potassium Hydroxide Electrolyte)
- 3. Nominal Voltage :** 1.50V
- 4. Standard Capacity :** 45mAh (continuously discharge at 20±2°C under 15kΩ load to 0.9V end-point voltage)
- 5. Approximate Weight :** 0.79g
- 6. Dimensions & Structure :** Dimensions & structure of the cell are shown in the attached Fig. 1.
- 7. Terminal Materials :**
 - Negative : Ni plated/Fe/Cu plated or gold plated steel
 - Positive : Ni plated steel



Zinc Manganese Dioxide Battery

VER:

DATE:

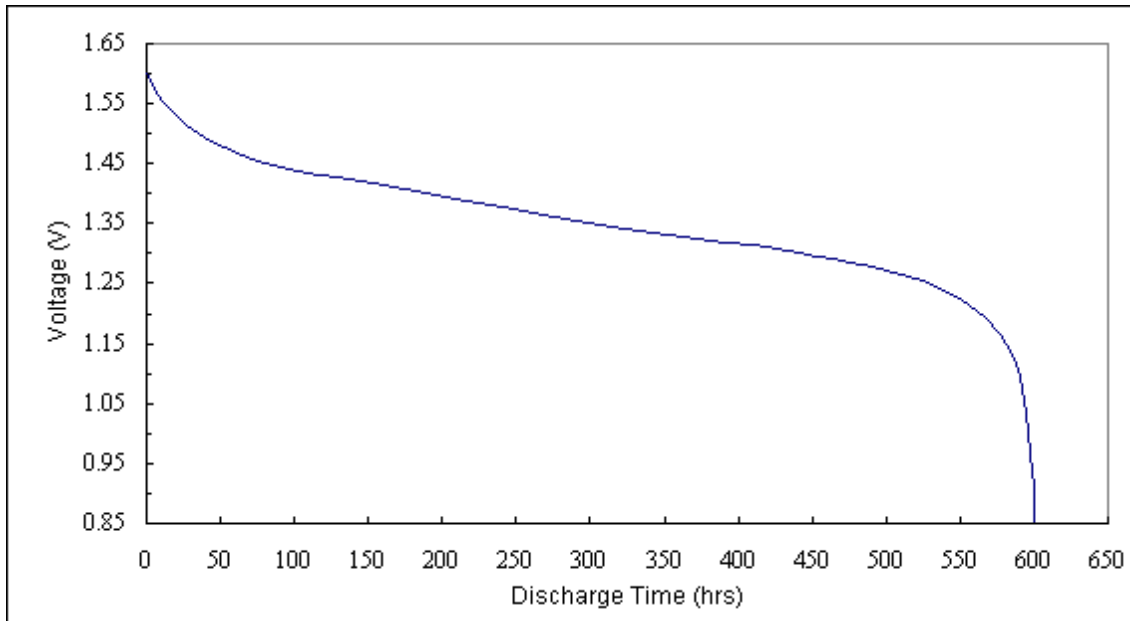
8. Characteristics : Characteristics of the cell are shown in the following table.

Items	Storage	Characteristics	Conditions
8.1 Electric Characteristics			
Open-Circuit Voltage	Initial	1.510V or higher	DC Voltmeter: The tolerance is $\pm 0.005V$ and the input resistance is $1M\ \Omega$ or more.
	After 12 months	1.5000V or higher	
Closed-Circuit Voltage	Initial	1.500V or higher	DC Voltmeter : Same as above. Load Resistance : $15k\ \Omega$, 0.8Sec.
	After 12 months	1.490V or higher	
8.2 Service Output			
Service Life $15k\ \Omega$	Initial	600hrs or longer	Discharge Resistance : $15k\ \Omega$
Continuous Discharge	After 12 months	540hrs or longer	End-Point Voltage : 0.9V
8.3 Electrolyte Leakage Proof Characteristics			
Electrolyte leakage on overdischarge	There are no bulging or deformation of cells in excess of maximum dimensions shown in attached Fig. 1 by 0.2mm or more. There are no visible electrolyte leakage.		Temperature : $20\pm 2^{\circ}C$ Humidity : $(65\pm 20)\%RH$ Load Resistance : $22k\ \Omega$ Overdischarge Time : 48hrs (discharge after having reached specified end-point voltage)

9. Discharge Curve :

Load Resistance : 15k Ω

End-Point Voltage : 0.9V



10. Markings on Product :

- (1) Battery Type : L936
- (2) Brand :
- (3) Polarity : "+" at the bottom ("--" not indicated)
- (4) Other specified markings

11. Caution for Use :

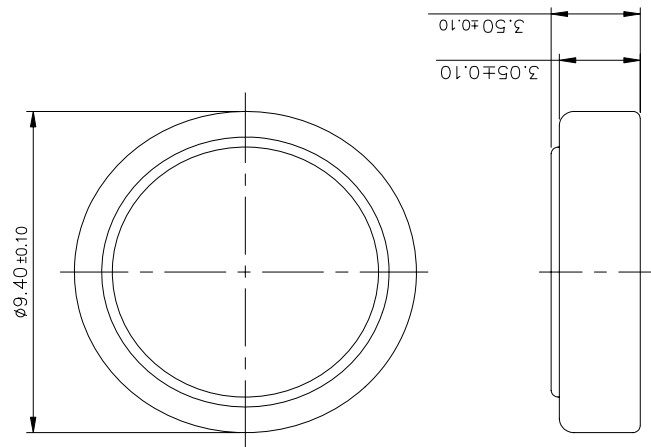
- (1) Since the button cell is not manufactured for recharging, there are risks of electrolyte leakage or causing damage to the device if the cell is charged.
- (2) The button cell shall be installed with its "+" and "--" sign according to the instruction shown on the applied device.
- (3) Short-circuiting, heating, disposing of in fire, or disassembling the button cell shall be prohibited.

12. Warranty :

12 months shelf life after delivery.

L936 DIMENSIONS & STRUCTURE

Dimensions (in mm) :



Structure :

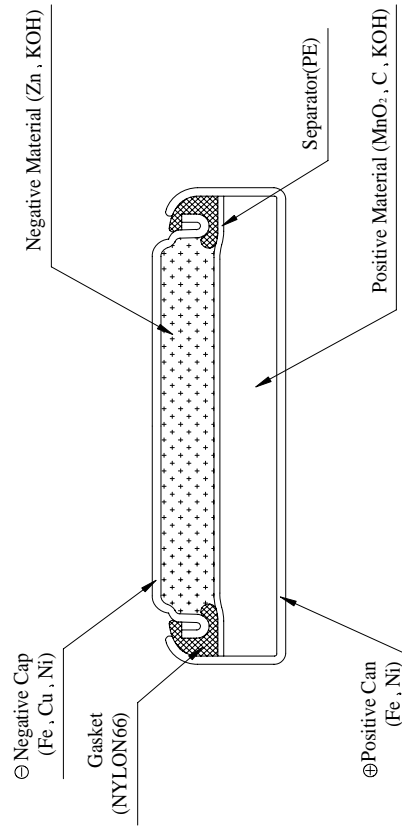


Fig. 1